




Please remember to send some photos to the email address – we would love to see what you've been up to! RZPY1-2@zetland.org.uk

<p>PE Keep it moving! Choose from all the resources listed in previous weeks – have fun! 😊</p> <ul style="list-style-type: none"> - Joe Wicks PE. - Cosmic Kids Yoga (you can select a theme such as Minecraft, Frozen, Pokemon etc. Will promote a healthy mind). - Just Dance (lots on YouTube). - www.bbc.co.uk/teach/supermovers 	<p>Phonics Watch Alphablocks – Long Vowels au and aw https://www.youtube.com/watch?v=GHPyJ5svbgM&list=PLSW2D61TnopTvTxScjdHlxIBcRYjJreH2 Be a sound detective and list which of our sounds you can spot. Write 5 words for each of the sounds you have spotted. Practise reading the words by marching and using your arms. Write a sentence for each of the sounds you have spotted.</p>	<p>Reading Comprehension</p> <ul style="list-style-type: none"> - Listen to the rest of the reading of the story 'Mr Gumpy's Outing' on You Tube. <p>Draw a picture of Mr Gumpy. Then think about what type of character he is. Write a list of words to describe him. Is he kind, thoughtful, angry, mean.....? Write a sentence or two to describe Mr Gumpy's character.</p>
<p>Maths – Counting in 2s Counting in 2s - write numbers up to 20 in a line. If we were counting in 2s, which numbers would we use? Count in 2s using jumps on the number line. Draw 8 apples on paper. Enquiry: I would like to give each child 2 apples. Can you group them in 2s. How many children would get apples? Use objects at home to group into 2s if needed (counters, sweets, grapes). Repeat activity with different starting numbers – 10, 16, 20. Record a simple sentence to show answers.</p>	<p>Science – Shoebox habitat Can you make a Shoebox habitat for an animal of your own choice? You can choose from a variety of habitats you have been learning about, then design and make it! Some examples:</p>  <p>Ocean habitat.</p>	<p>Topic – History Captain Cook's ship was named 'The Endeavour'.</p>  <p>Draw a picture of the ship and label it. You could even make a model of the ship too!</p>
<p>Writing Read 'The Lighthouse Keeper's Breakfast' or listen to the story here: https://www.youtube.com/watch?v=TjP2ZmLVd1U Pick out the 6 main parts of the story and make a comic strip. Split your page into 6, draw a picture and a matching sentence for each event. Remember to include the beginning and the end.</p>	 <p>Rainforest habitat.</p> <p>Have fun and send your designs to the email address. We would love to see them!</p>	<p>Music – Sea Shanties As our topic is 'All at Sea', we will be learning to sing some Sea Shanties. This week's sea shanty is 'Drunken Sailor' Listen to it here: https://www.youtube.com/watch?v=trMq835yF1Y Sing along and make some actions 😊 Can you play along with your homemade instrument?</p>

